

Acomb Explore Library Learning Centre Pen Portrait

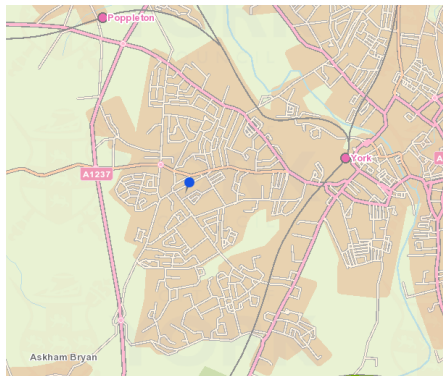
The Building

Acomb Explore was built in 1960, and underwent a major refurbishment & extension in 2008. The land and building is owned by CYC. A 2013 condition survey found that building maintenance costs over 20 years would be £314,536.

The building is very accessible, with level access and a 'changing places' toilet. There is a car park, and a bus stop outside. It is open 50.5 hours per week, which is the longest opening hours of all Explore's libraries with the exception of York Explore, and this includes evenings until 7.30pm. Acomb Explore is close to Acomb's main shopping area.



Community Assets



Acomb was the first Explore Centre, opened in 2008 and is very much the hub of the local community. Acomb also has a reading garden, a cafe and three learning rooms, so has scope to engage the community in a huge range of ways. It addresses social isolation by offering myriad events and by being the meeting point for groups such as craft groups, reading groups and walking groups. Regular children's activities such as the summer reading challenge contribute towards children's literacy, and Explore have a programme of workshops addressing adult digital literacy, alongside free PCs and wifi too.

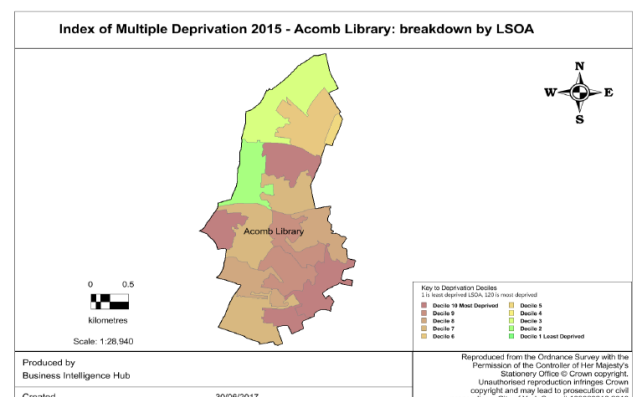
Acomb Explore has a successful volunteering programme, enabling people to get work experience and strengthening community resilience. A previous attempt to establish a Friends Group met with little success, but a re-launch is planned.

York Learning offer a variety of classes at Acomb Explore from functional skills to pilates. Other partners offer activities including breastfeeding, boccia and community police drop-ins. Acomb Explore also fulfils an active citizenship remit with consultations and public meetings, and local community groups use the library for displays and demonstrations. Library staff work closely with schools in the area. From September 2017, Acomb Library will offer a monthly Online Safety session for parents and carers which has been developed through funding from North Yorkshire Police.

Also in the area, the nearby Gateway Centre, run by the Gateway Church, has an outreach offer including parenting groups, a foodbank, debt advice and AA meetings. Chill in the Community are also nearby working with specific audiences such as learning disabled adults, people with mental health issues, families and job-seekers. There are two children's centres within the catchment of Acomb Explore: Westfield and Carr, plus Hob Moor which is just outside the area in Westfield Ward. Also in Acomb, Energise offers active leisure. Further into Foxwood the community centre has craft groups, slimming groups, housing advice, singing & dancing, and in Chapelfields, Sanderson House fulfils a similar role. Additionally there are multiple churches in the area also doing varying degrees of community outreach.

Population profile

The Acomb and Westfield wards are home to some of York's more deprived areas: five of York's ten most deprived super output areas fall within the catchment area of Acomb Explore. This is reflected in a range of measures including child poverty, anti-social behaviour, the number of adults with no qualifications and premature mortality all of which are poorer in this area than in York as a whole. CYC's analysis also indicates that library users in this area are less likely to



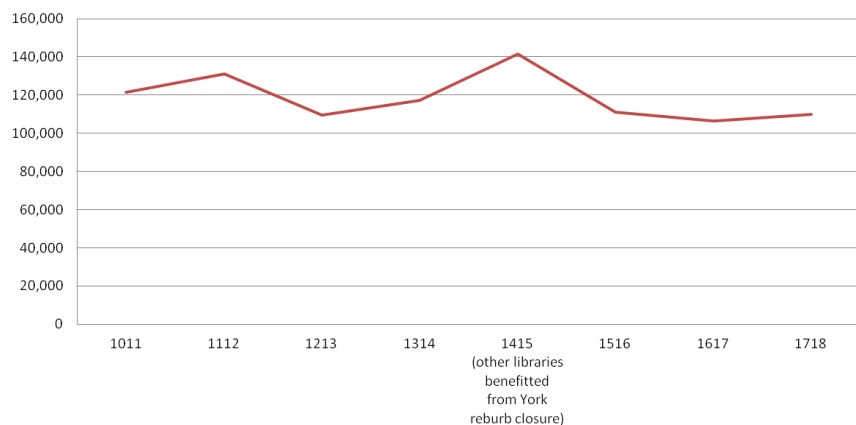
have home internet access than in most other parts of York. Age UK's risk of loneliness heat map, which looks at a combination of factors some of which co-incide with deprivation, identifies a high risk of loneliness in people aged 65+ in this part of York.

The ethnic profile of the area is not particularly diverse, although there is an Eastern European mini-market which suggests that there might be a significant minority of Eastern Europeans within the 2.5% 'White Other' category on the 2011 census. The age profile is similar to York as a whole, but without the high number of 15 to 24 year olds you see in areas closer to the universities, and a larger proportion of very young children.

A CYC residents' survey said only 60% of residents feeling that they "belong to their local area" and 29% feeling that theirs is an area "where people of different backgrounds get on well together".

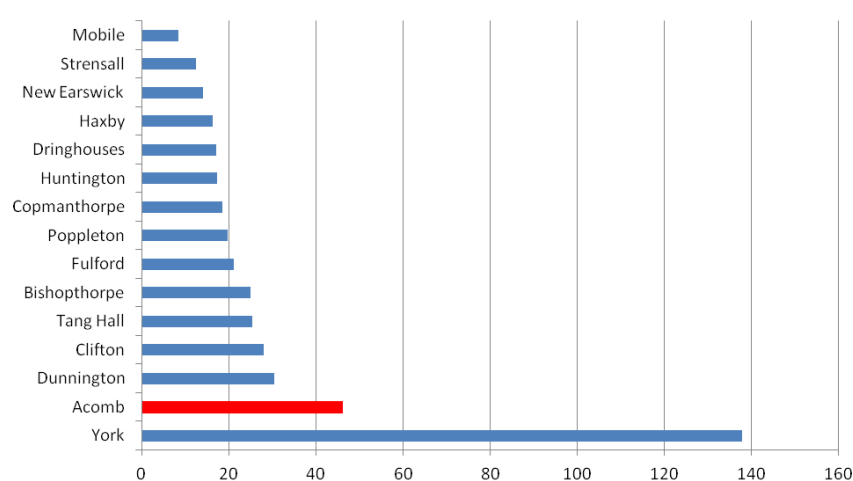
Current Usage

Annual Physical Visits to Acomb Explore over time



Visits including Reading Cafes		1718
1	York	426440
2	Acomb	109785
3	Rowntree Park	93253
4	Tang Hall	55352
5	Homestead Park	42693
6	Clifton	40212
7	Bishopthorpe	28397
8	Huntington	25734
9	Haxby	25337
10	Fulford	25322
11	New Earswick	24544
12	Copmanthorpe	23164
13	Poppleton	23137
14	Dringhouses	22924
15	Dunnington	20404
16	Mobile	14091
17	Strensall	13129
18	Sycamore House	255

Library visits per opening hour during half terms



(Used half term figures to exclude anomalies caused by classroom use of libraries at New Earswick and Fulford)

The user profile of Acomb Explore departs from the local population profile most significantly in terms of having more women (67% of users, 51% of population), more retired people (44% of users, 14% of population) and more people experiencing disability or ill health (36% of users, compared to 18% of the population whose day to day activities limited by ill health or disability in the 2011 census). However, all of these trends are fairly common in libraries, and Acomb Explore's user profile is close to Explore's overall user profile.